











Overview of Enquiry 4: Transition

This is an overview of what happens in each chapter of this enquiry. Each column shows what will appear on each screen. Each numbered row is one chapter of the enquiry:

- introduction and setting questions (1-4)
- travel back in time (5)
- meet characters (6-8) – each character’s video starts with a birds-eye view of ancient Baghdad
- travel forward in time (9-10)
- conclusion and answering questions (11).


The final (right) column in this document is a summary of what happens in each chapter, and what activities the characters set for the children.










Section	A Left screen	B Front – character screen	C Right screen	D Back screen	Description and <i>actions for teachers</i>
1		Scene 1B			<p><i>Where do you think we are?</i> <i>Why do you think we are here?</i></p> <p>Box of staff badges and timetables on clipboards already on the table.</p> <p>Press NEXT</p>
2		Scene 2B			<p><i>Who are you?</i></p> <p>Encourage children to explore toolit.</p> <p>Press PAUSE</p> <p>Press NEXT...</p>

3		Scene 3B			<p>Show how to use notepad on table.</p> <p>Press NEXT</p>
4		Scene 4B			<p>Press PAUSE</p> <p>Look at Floor Plan.</p> <p><i>Where are you now?</i> <i>What is a _ ?</i> <i>Should we look at this word up in the dictionary? What happens in a _ ?</i></p> <p>Press PAUSE</p> <p>Look at timetable.</p> <p><i>Why do you need this?</i></p> <p>Press NEXT</p>
5		Scene 5B			<p>“Have a look at your timetable. Where do you need to be?” “How do you get there?” “Trace your route with your finger.” “Take a picture for your portfolio.”</p> <p>Press NEXT</p>

6		Scene 6B			<p>“What do you think is happening?” “Don’t forget to fill your timetable in.” (Chn to fill in location)</p> <p>Press NEXT</p>
7	No Image Merit Task	Scene 7B	No Image Merit Task	No Image Merit Task	<p>“You need to count merits. Remember, if the child has more than _ ticks, they get a merit.” “Don’t forget to take a photo.”</p>
8		Scene 8B			<p>“Where do you need to go now?” “How do you get there?” “Trace your route with your finger.” “Take a picture for the website.” Press NEXT</p>
9		Scene 9B			<p>“What do you think is happening?” “Don’t forget to fill your timetable in.” (Chn to fill in location)</p> <p>Press NEXT</p>

10		Scene 10B			<p>“Try to find pictures that go together.” “Don’t forget to take a photo.”</p> <p>Press NEXT</p>
11		Scene11B			<p>“Where do you need to go now?” “How do you get there?” “Trace your route with your finger.” “Take a picture for your portfolio.”</p> <p>Press NEXT</p>
12	Video Only to introduce table top activity.	Scene 12B	Video Only to introduce table top activity.	Video Only to introduce table top activity.	<p>“What language can you hear?” “What time is it now?” “Don’t forget to fill your timetable in.” (Chn to fill in time)</p> <p>Press NEXT</p>

13		<p>Scene 13B</p> <p>Spot the Difference Activity</p>			<p>“Try to find the missing items.” “Can you say _ in German?” “Don’t forget to take a photo.” Press NEXT</p>
14		Scene 14B			<p>“Where do think we need to go?” “How do you get there?” “Trace your route with your finger.” “Take a picture for your portfolio.” Press NEXT</p>
15		Scene 15B			<p>“Where are you now?” “Don’t forget to fill your timetable in.” (Chn to fill in room) Press NEXT</p>

16		Videos to Play of Auditions Scene 16B			<p>“Listen and watch carefully. You will have to agree as a group who is the winner. Only choose one group!”</p>
17		Scene 17B			<p>“Where do you think we need to go now?” “How do you get there?” “Trace your route with your finger.” “Take a picture for your portfolio.” Press NEXT</p>
18		Scene 18B			<p>When HT asks for timetable, press PAUSE.</p> <p>Encourage children by asking questions like: “Was the best part of the day?” “Is it like the day we have in primary school?”</p>